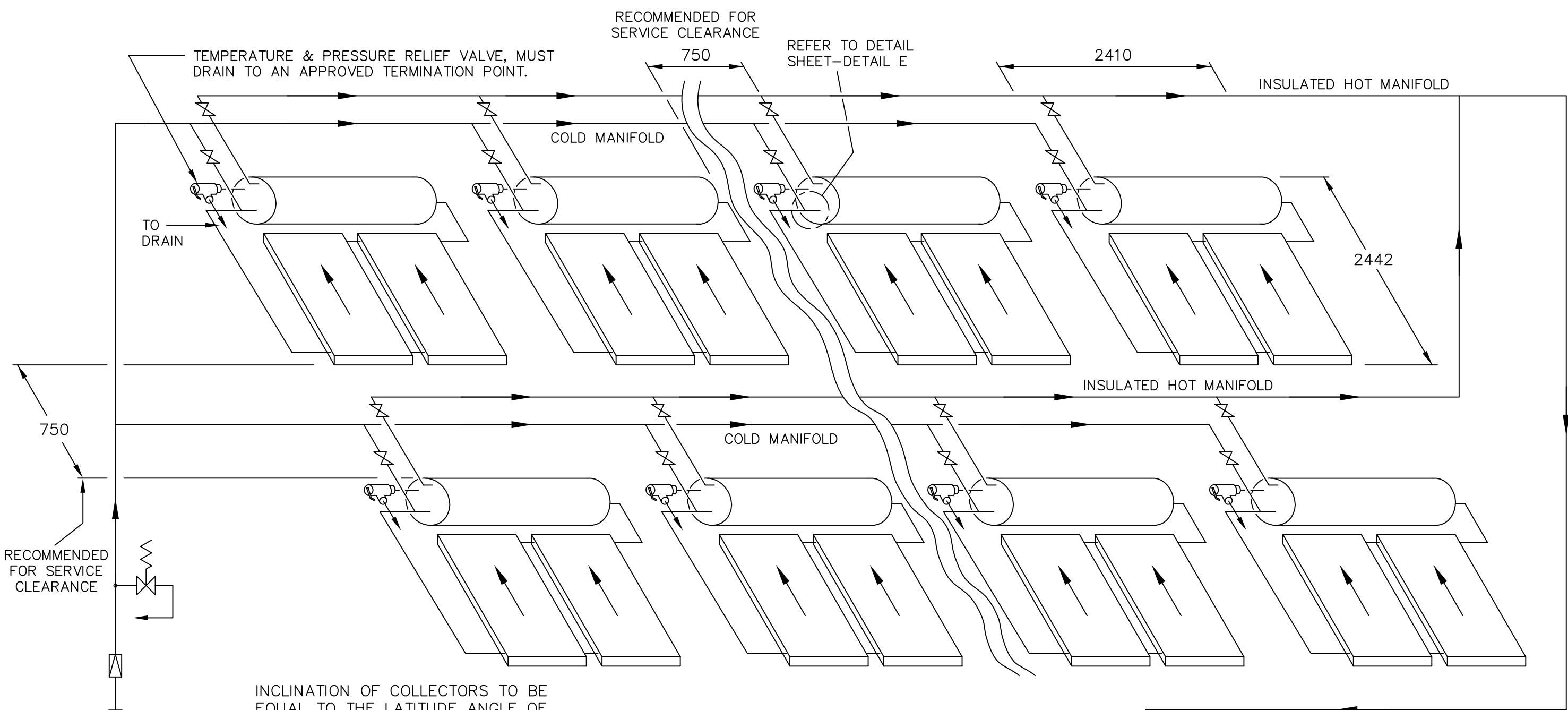


TO HOT WATER OUTLETS
OR BOOSTER WATER HEATERS.


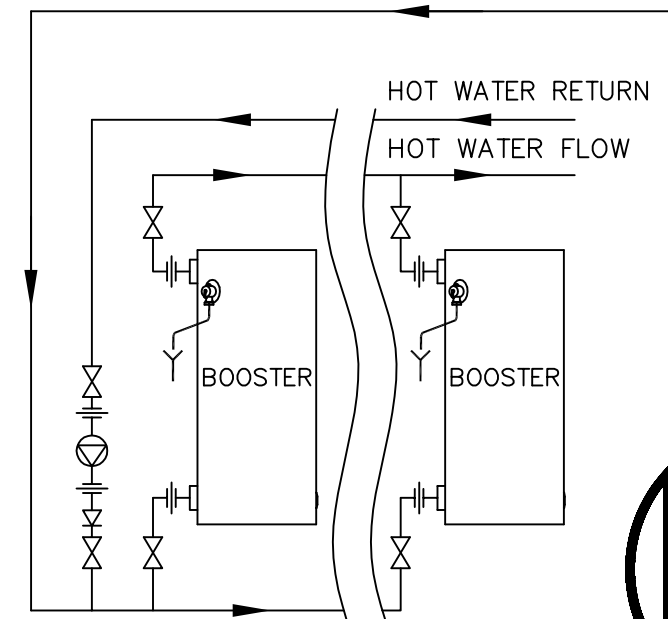


NOTES

1. ENSURE ALL INSTALLATION PRACTICES CONFORM TO THE REQUIREMENTS OF THE LOCAL AUTHORITIES.
2. ALL PIPES AND FITTINGS SHOWN SHALL BE PROVIDED BY THE CONTRACTOR.
3. MINIMUM ANGLE OF INCLINATION OF SOLAR HILINE SYSTEMS IS 10°.
4. MAXIMUM TANKS OR BOOSTER WATER HEATERS IN A BANK IS 8, MULTIPLE BANKS CAN BE INSTALLED.

LEGEND

- ⊥ STOP COCK
- ⋈ NON RETURN VALVE
- ⊠ PRESSURE LIMITING VALVE (IF REQUIRED)
- ⊞ EXPANSION CONTROL VALVE
- ⊞ GATE VALVE OR BALL VALVE
- ⊞ CIRCULATOR
- ⊞ UNION
- ⊞ TUNDISH
- DIRECTION OF FLOW



RHEEM COMMERCIAL SOLAR HILINE DESIGN DOUBLE ARRAY